



MTSS Lead: Managing School-Specific Intervention Types

Revised 09.22.16

Document Contents

[Step-by-Step Guide for Committee](#)

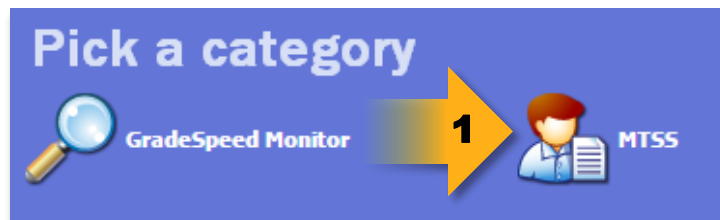
MTSS: MANAGING SCHOOL-SPECIFIC INTERVENTION TYPES

Step-by-Step Guide for Lead

This guide will take MTSS Leads through the process of adding, editing, and removing school-specific intervention types. Any changes made via this process only apply at the school-level.

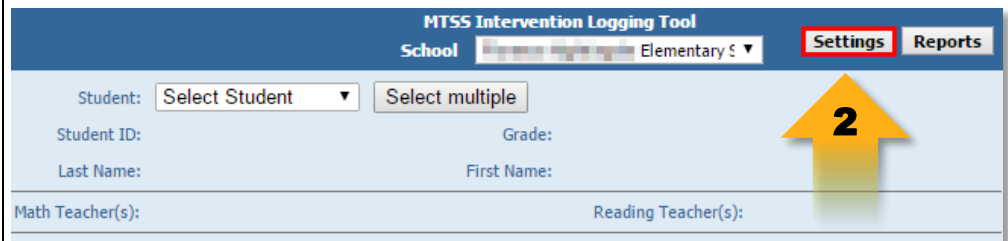
Navigate to the MTSS Tool

1. Log into your admin menu and click on “MTSS.”



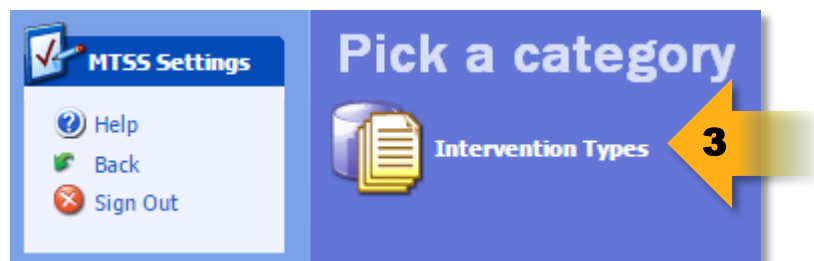
Navigate to Settings

2. Click on the “Settings” button at top right. Edit access in the Settings screen is only available to those with the MTSS Lead role.



Open Intervention Types

3. Click on “Intervention Types.”



Edit School-Wide Types

4. Modify the Intervention Type **Subject** and Name **Description** here. Users can also control which intervention types are made available to each tier level by checking or unchecking tiers as desired.

5. To delete a type from your school's available pool of intervention types, click **Delete**.

Note: The Delete button will be greyed-out for any type that has already been attached to an active intervention. These types cannot be removed unless the intervention that is using the type is also deleted.

6. Click **Update** to save any changes.

Return		Intervention Types			School			Update
Subject	Description	Tier 1	Tier 2	Tier 3				
Literacy	Achieve 3000: KidBiz3000	<input checked="" type="checkbox"/>	<input checked="" type="checkbox"/>	<input checked="" type="checkbox"/>				Delete
Literacy	Achieve 3000: SmartyAnts	<input checked="" type="checkbox"/>	<input checked="" type="checkbox"/>	<input checked="" type="checkbox"/>				Delete
Math	Apex Learning: Tutorials	<input checked="" type="checkbox"/>	<input checked="" type="checkbox"/>	<input checked="" type="checkbox"/>				Delete
Math	Cambium LG: Transmath	<input checked="" type="checkbox"/>	<input checked="" type="checkbox"/>	<input checked="" type="checkbox"/>				Delete
Science	Scantron: Plato Reading	<input checked="" type="checkbox"/>	<input checked="" type="checkbox"/>	<input checked="" type="checkbox"/>				Delete
Science	Scholastic Inc.: System 44	<input checked="" type="checkbox"/>	<input checked="" type="checkbox"/>	<input checked="" type="checkbox"/>				Delete
Science	Scholastic, Inc.: Read 180	<input checked="" type="checkbox"/>	<input checked="" type="checkbox"/>	<input checked="" type="checkbox"/>				Delete
Social & Emotional Learning	Adult Mentor	<input type="checkbox"/>	<input checked="" type="checkbox"/>	<input type="checkbox"/>				Delete
Social & Emotional Learning	BAM (by Tier 2 Teaming Structure)	<input type="checkbox"/>	<input checked="" type="checkbox"/>	<input type="checkbox"/>				Delete
Social & Emotional Learning	Behavior Contract	<input type="checkbox"/>	<input checked="" type="checkbox"/>	<input type="checkbox"/>				Delete
Social & Emotional Learning	Bounce Back (by Tier 2 Teaming Structure)	<input type="checkbox"/>	<input checked="" type="checkbox"/>	<input type="checkbox"/>				Delete
Social Science	Pioneer Valley Books: Literacy Wings	<input checked="" type="checkbox"/>	<input checked="" type="checkbox"/>	<input checked="" type="checkbox"/>				Delete
Social Science	Pioneer Valley Books: Paw Prints	<input checked="" type="checkbox"/>	<input checked="" type="checkbox"/>	<input checked="" type="checkbox"/>				Delete
Social Science	Scholastic, Inc.: Read 180	<input checked="" type="checkbox"/>	<input checked="" type="checkbox"/>	<input checked="" type="checkbox"/>				Delete
Add New								

Add New School-Wide Types

7. Click **Add New**.

8. A new row will appear at the bottom of the screen. Select the **Subject**, Name **Description**, and applicable Tiers for the new intervention type.

9. Click **Update** to save any changes.

Return		Intervention Types			School			Update
Subject	Description	Tier 1	Tier 2	Tier 3				
Literacy	Achieve 3000: KidBiz3000	<input checked="" type="checkbox"/>	<input checked="" type="checkbox"/>	<input checked="" type="checkbox"/>				Delete
Literacy	Achieve 3000: SmartyAnts	<input checked="" type="checkbox"/>	<input checked="" type="checkbox"/>	<input checked="" type="checkbox"/>				Delete
Math	Apex Learning: Tutorials	<input checked="" type="checkbox"/>	<input checked="" type="checkbox"/>	<input checked="" type="checkbox"/>				Delete
Math	Cambium LG: Transmath	<input checked="" type="checkbox"/>	<input checked="" type="checkbox"/>	<input checked="" type="checkbox"/>				Delete
Science	Scantron: Plato Reading	<input checked="" type="checkbox"/>	<input checked="" type="checkbox"/>	<input checked="" type="checkbox"/>				Delete
Science	Scholastic Inc.: System 44	<input checked="" type="checkbox"/>	<input checked="" type="checkbox"/>	<input checked="" type="checkbox"/>				Delete
Science	Scholastic, Inc.: Read 180	<input checked="" type="checkbox"/>	<input checked="" type="checkbox"/>	<input checked="" type="checkbox"/>				Delete
Social & Emotional Learning	Adult Mentor	<input type="checkbox"/>	<input checked="" type="checkbox"/>	<input type="checkbox"/>				Delete
Social & Emotional Learning	Bounce Back (by Tier 2 Teaming Structure)	<input type="checkbox"/>	<input checked="" type="checkbox"/>	<input type="checkbox"/>				Delete
Social Science	Pioneer Valley Books: Literacy Wings	<input checked="" type="checkbox"/>	<input checked="" type="checkbox"/>	<input checked="" type="checkbox"/>				Delete
Social Science	Scholastic, Inc.: Read 180	<input checked="" type="checkbox"/>	<input checked="" type="checkbox"/>	<input checked="" type="checkbox"/>				Delete
Math		<input type="checkbox"/>	<input type="checkbox"/>	<input type="checkbox"/>				Delete
Add New								