



MTSS Committee Member: Viewing Students Requiring Tier 2 or Tier 3 Interventions

Revised 09.19.16

Document Contents

[Step-by-Step Guide for Committee](#)

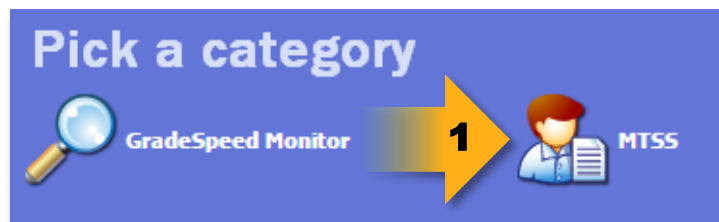
MTSS: VIEWING STUDENTS REQUIRING TIER 2 OR TIER 3 INTERVENTIONS

Step-by-Step Guide for Committee

This guide will take MTSS Committee members through the process of viewing a list of students with the following filters: No Interventions Created (Tier 2 or 3), Missing Actual Start Dates in an Intervention (Tier 2 or 3), Completed Interventions Only (Tier 2 or 3), and All Students (Tier 2 or 3).

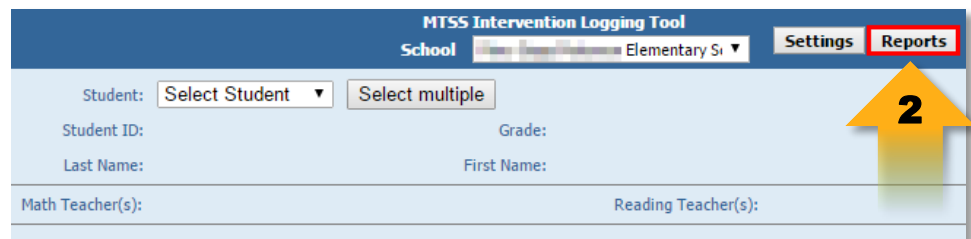
Navigate to the MTSS Tool

1. Log into your admin menu and click on "MTSS."



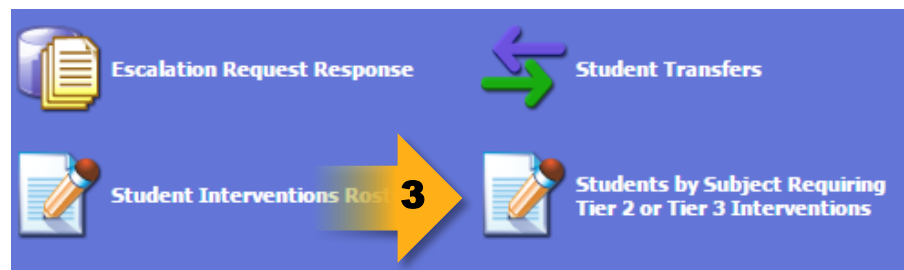
Navigate to Reports

2. Click on the "Reports" button at top right.



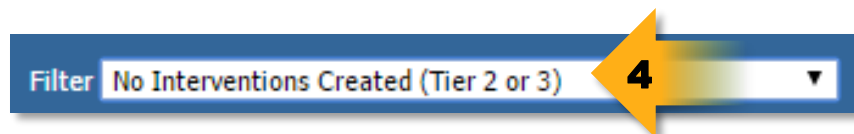
Open Tier 2 or Tier 3 Interventions Reports

3. Click on "Students by Subject Requiring Tier 2 or Tier 3 Interventions."



Observe Filter

4. The Report has four filter options at the bottom of the page, defaulting to "No Interventions Created."



View 'No Interventions Created' Report

5. This report lists total interventions, future interventions, and completed interventions by student. All students with 'No Interventions Created' filter will display zero values in the **Total Interventions** column.

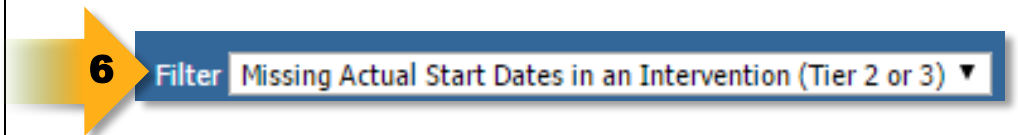
This report automatically sorts by student last name. Click on any of the columns to re-sort, as desired.

School Name	Student ID	Last Name	First Name	Grade Level
...	10
...	10
...	10
...	11
...	11
...	11

EL	IEP	Subject	Tier	Total Interventions	Future Interventions	Completed Interventions
No	No	SS	3	0	0	0
No	No	Science	2	0	0	0
No	No	SS	3	0	0	0
No	No	Literacy	3	0	0	0
No	No	Math	3	0	0	0
No	No	Science	3	0	0	0
No	No	SS	3	0	0	0
No	No	Literacy	2	0	0	0
No	No	Science	2	0	0	0
No	No	SEL	2	0	0	0
No	No	SS	2	0	0	0
No	No	Science	2	0	0	0

Navigate to Missing Actual Start Dates

6. Change filter to 'Missing Actual Start Dates in an Intervention.'



View 'Missing Actual Start Dates in an Intervention' Report

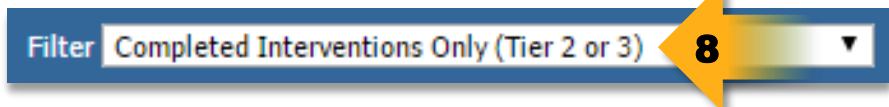
7. This report lists total interventions, future interventions, and completed interventions by student. All students with this filter will display a positive value in the **Future Interventions** column. This report automatically sorts by student last name. Click on any of the columns to re-sort, as desired.

School Name	Student ID	Last Name	First Name	Grade Level	EL
...	10	No

Subject	Tier	Total Interventions	Future Interventions	Completed Interventions
SS	2	3	1	0

Navigate to Completed Interventions Only

8. Change filter to “Completed Interventions Only.”



View ‘Completed Interventions Only’ Report

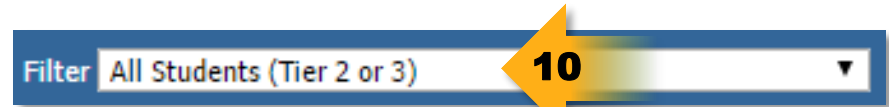
9. This report lists total interventions, future interventions, and completed interventions by student. All students with this filter will display positive values in the **Completed Interventions** column.

School Name	Student ID	Last Name	First Name	Grade Level
...	10
...	10
...	10
...	11
...	11
...	11
...	11

Subject	Tier	Total Interventions	Future Interventions	Completed Interventions
Math	3	3	0	3
Math	3	1	0	1
Math	2	1	0	1
Science	2	1	0	1
Math	3	1	0	1
Math	2	1	0	1

Navigate to All Students

10. Change filter to “All Students.”



View ‘All Students’ Report

11. This report lists all of the Tier 2 and 3 students at your school, with columns to view total interventions, future interventions, and completed interventions by subject by student. This report automatically sorts by student last name.

School Name	Student ID	Last Name	First Name	Grade Level
...	10
...	10
...	10

Subject	Tier	Total Interventions	Future Interventions	Completed Interventions
Math	2	3	0	0
SS	2	3	1	0
Literacy	2	1	0	0
Math	3	2	0	1
Science	2	2	0	1
SEL	2	2	0	0
Math	3	3	0	3